


How to connect the signal base station to the battery





Overview

How do I set up a base station?

Set up the base station using either the tripod or T-bar mounting method. You must use an external radio antenna kit for the internal 450 MHz or 900 MHz radio. To avoid interference between the 900 MHz radio and GPRS transmissions, do not mount the external radio antenna within 1 m (3.3 ft) of the GSM antenna.

What is base station operation?

This topic introduces the concept of base station operation, provides information to help you identify good setup locations, describes best practices for setting up the equipment, and outlines the precautions that you need to take to protect the equipment.

What makes a telecom battery pack compatible with a base station?

Compatibility and Installation Voltage Compatibility: 48V is the standard voltage for telecom base stations, so the battery pack's output voltage must align with base station equipment requirements. **Modular Design:** A modular structure simplifies installation, maintenance, and scalability.

Does the alarm pro base station have a backup battery?

BUILT-IN BATTERY BACKUP: The Base Station has an internal backup battery that will switch on when your power goes out. When the Alarm Pro Base Station is using the internal backup battery, it shuts down most services, including wifi, to conserve power.



How to connect the signal base station to the battery



[Telecom Base Station Backup Power Solution: Design Guide](#)

Discover the 48V 100Ah LiFePO4 battery pack for telecom base stations: safe, long-lasting, and eco-friendly. Optimize reliability with our design guide.

[Free Quote](#)

[Base Station \(Gen 3\) Overview and Installation Guide](#)

OverviewThe Base Station is the brains of your system. It sends alarm signals to the monitoring center* with built-in cellular and Wi-Fi connections, a battery backup that lasts up to 24 hours, ...

[Free Quote](#)



[How to Set up Arlo Base Station , 10 Easy ...](#)

Firstly, it greatly improves the battery life of connected Arlo cameras, as these devices can connect via a low-energy connection to the base station rather than maintaining a direct and often energy-intensive ...

[Free Quote](#)



[Setting Up and Using Your Ring Alarm Pro Base Station](#)

Setting Up and Using Your Ring Alarm Pro Base Station The Ring Alarm Pro Base Station is designed to be the hub of your home, with a Ring Alarm security system, an eero Wi-Fi 6 ...

[Free Quote](#)



Tractive Base Station

Extended battery life with a Tractive Base Station
The Tractive Base Station is a compact, innovative solution to help you get the most out of your Tractive cat or dog tracker. ...

[Free Quote](#)



[Common ways to set up a base station](#)

Each day, mount the GNSS antenna on the GNSS end of the T-Bar and the radio antenna on the radio end of the T-Bar. Connect the antennas to the receiver using the ...

[Free Quote](#)



[SIMPLISAFE BASE STATION SETUP MANUAL...](#)

A dispatcher will contact you to let you know the test signal was successfully received. Page 23
Will SimpliSafe work in the event of a power outage? Yes. All of your sensors are battery powered and the Base Station has a built ...

[Free Quote](#)



[Base station Installation Instructions](#)



Keep the base station away from 802.11g Wi-Fi devices, 2.4 GHz peripherals, Bluetooth devices, cordless phones, transformers, motors, fluorescent lamps, microwaves, ...


[Free Quote](#)



[How to Set up Arlo Base Station , 10 Easy Methods \(2025\)](#)

Firstly, it greatly improves the battery life of connected Arlo cameras, as these devices can connect via a low-energy connection to the base station rather than maintaining a ...

[Free Quote](#)




[Base station operation guidelines](#)



[SIMPLISAFE BASE STATION SETUP MANUAL Pdf Download](#)

A dispatcher will contact you to let you know the test signal was successfully received. Page 23 Will SimpliSafe work in the event of a power outage? Yes. All of your sensors are battery ...

[Free Quote](#)



Base Station Quick Guide


The installation area of the base station should be at least 200m away from any high-power radio sources (such as TV stations, microwave stations, etc.), and at least 50m ...

[Free Quote](#)



Base station operation guidelines This topic introduces the concept of base station operation, provides information to help you identify good setup locations, describes best ...

[Free Quote](#)



[Telecom Base Station Backup Power Solution: ...](#)

Discover the 48V 100Ah LiFePO4 battery pack for telecom base stations: safe, long-lasting, and eco-friendly. Optimize reliability with our design guide.

[Free Quote](#)

Contact Us

For catalog requests, pricing, or partnerships, please visit:
<https://www.getonco.co.za>

Scan QR Code for More Information



<https://www.getonco.co.za>